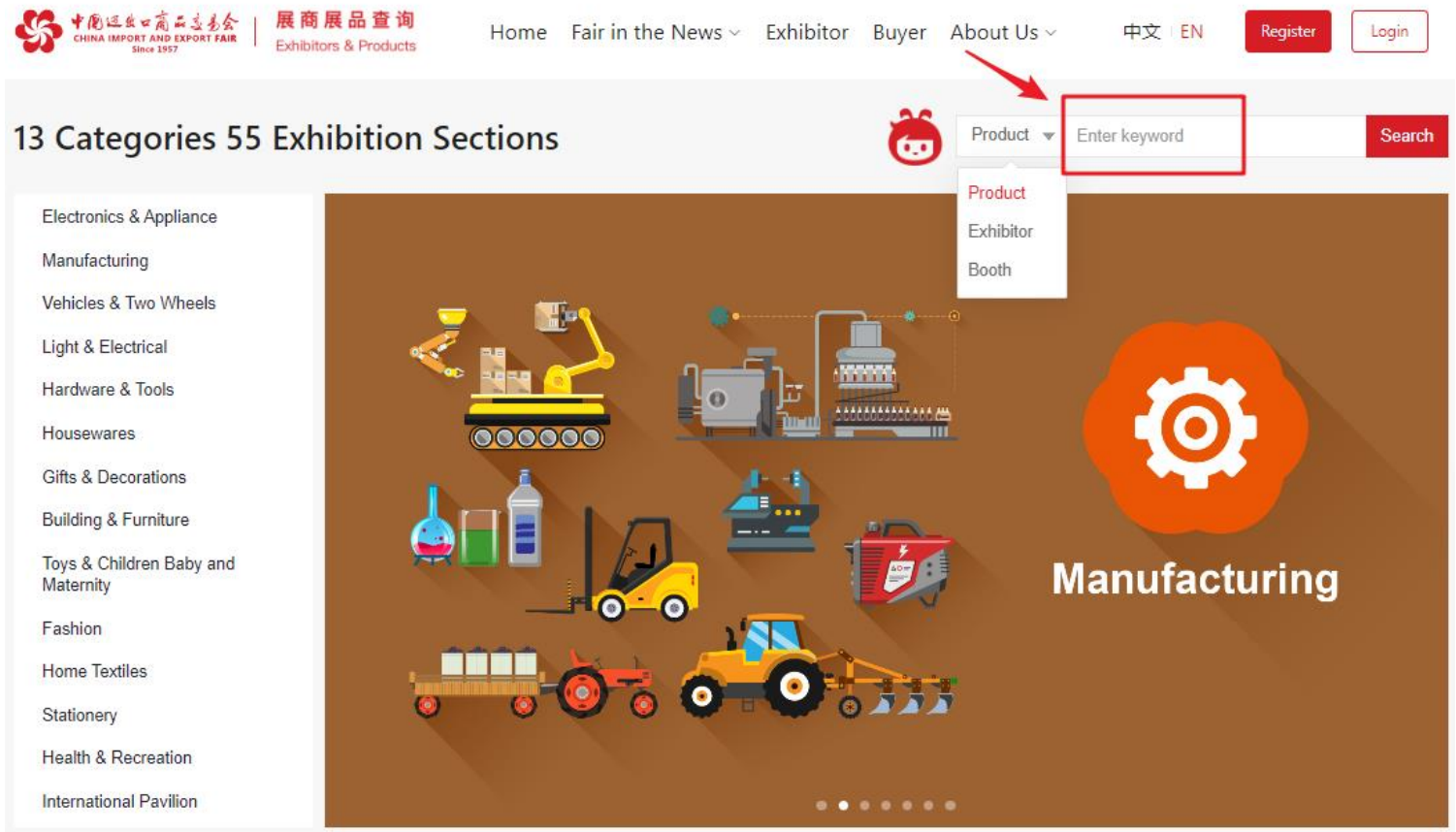


Search for Exhibits, Exhibitors and Booths

You can search for exhibits, exhibitors and booths by the following 3 methods.

Method 1: Enter the Canton Fair homepage and find the search bar.

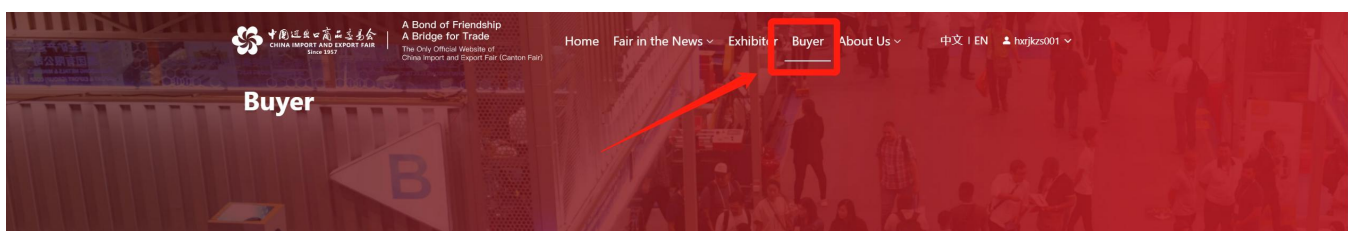
Select your desired search condition of "Product, Exhibitor or Booth, and enter keyword to search.



Method 2: Click the "Buyer" tab on the top of the Canton Fair homepage, then click "Learn More" in the "Find Products" box of the "Quick Start" section.

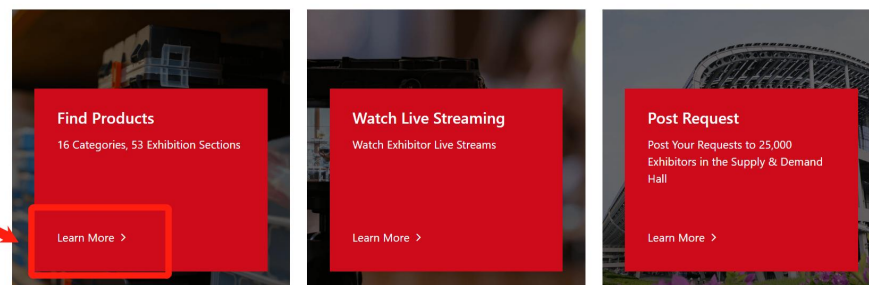
Select your desired search condition of "Product, Exhibitor or Booth" and start searching.

Step 1



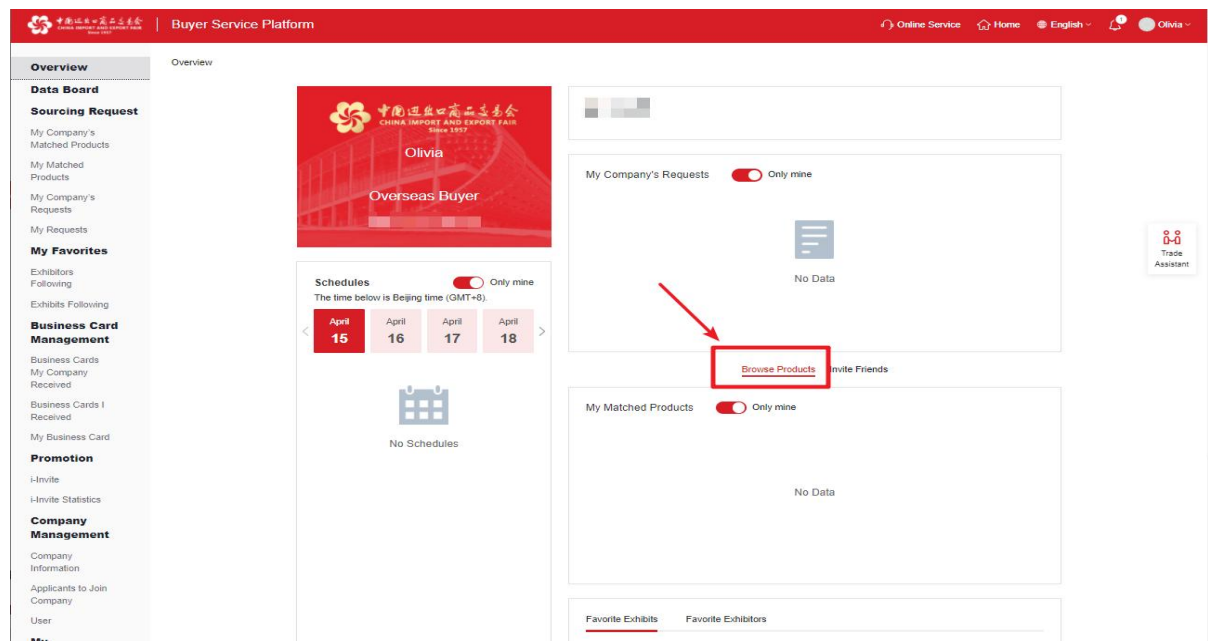
Step 2

Quick Start



Guide for Offline Attendance

Method 3: Log in to your account and click "Browse Products" on the overview page.

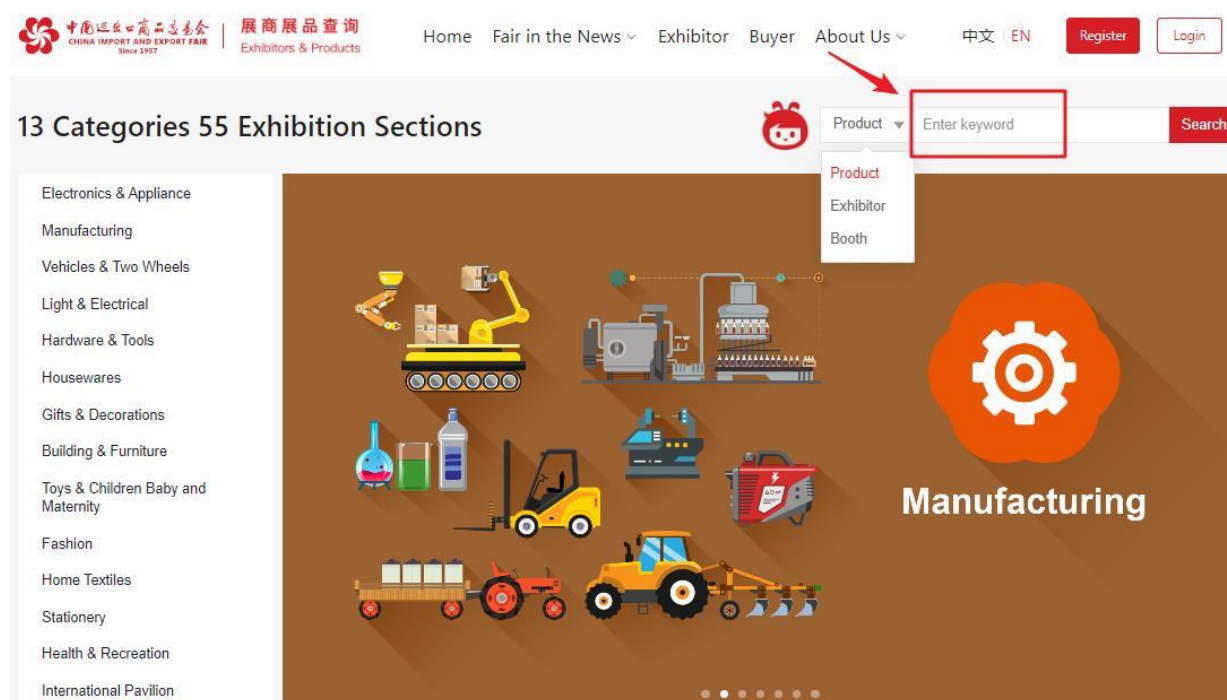


Then you will see 2 search accesses.

1. Quick selection window: Select your desired product categories to get the list of relevant products quickly



2. Search bar: Enter a keyword to get all matching results, and find what you want under "Product, Exhibitor or Booth".



Method 4: On the Exhibitors & Product list page, you can select the "Phase of Offline Exhibition" to screen out exhibits and exhibitors you want.

The screenshot displays the 'Exhibitors & Products' page of the China Import and Export Fair. The page is divided into a left sidebar with filters and a main grid of product listings. The filters include 'Product Category' (Household Electrical Appliances, Consumer Electronics, etc.), 'Country/Region' (Chinese Mainland, Hong Kong, etc.), 'Phase of Offline Exhibition' (Phase 1, 2, 3), 'Product Type' (New Product, CF Award, etc.), and 'Enterprise Type' (Brand Exhibitor, etc.). A red box highlights the 'Phase of Offline Exhibition' filter, and a red arrow points to it. The main grid shows 16 product listings, each with an image, title, and details. The top navigation bar includes 'Home', 'Fair in the News', 'Exhibitor', 'Buyer', and 'About Us'. The top right shows '中文 EN' and a user profile 'hxjzks001'.